

# V SERIES



V-55

# SETTING A NEW STANDARD

---

## **Valhalla Boatworks Announces the All-New V-55 Center Console – an Evolution of Viking Excellence.**

(Riviera Beach, Florida – February 4, 2022) –

**T**welve months after rocking the center console world with the introduction of the revolutionary V-46 center console, Valhalla Boatworks has stolen the spotlight again with the announcement of the all-new Valhalla 55.

The latest flagship of the V Series is poised to become the industry's leading center console over 50 feet, delivering unbeatable performance, range, engineering, fishability and luxury accommodations.

“There will be nothing like it,” says Viking Yachts President and CEO Pat Healey, who broke the news at the Viking Yachts & Valhalla Boatworks VIP Boat Show at the Viking Yacht Service Center. “We’re setting a new standard by bringing together the qualities of a large center console and a luxury sportfishing yacht.”

Valhalla Boatworks (VBW), owned and operated by Viking Yachts, burst onto the scene in 2019 with the premiere of the first three V Series center consoles – the V-33, V-37 and V-41. The Valhalla 46 followed 18 months later, solidifying VBW as the top choice for high-performance premium center consoles from 33 to 46 feet. And now here comes the Valhalla 55 – another milestone in the evolution of the flourishing brand.

The V-55 combines the speed, maneuverability, 360-degree on-deck access and convenience of an outboard-powered center console with the engineering, accommodations and

conveniences of a Viking convertible. The V-55's overall size – particularly its 15-foot 6-inch beam – allows for more fuel capacity, cockpit space, on-deck seating and interior living accommodations than any other center console in its class.

“We’re providing all the strengths of our Valhalla design – everything from the style and aesthetics to the ride quality and fishability – in a center console large enough to accommodate a private stateroom, head with separate shower and overnighting space for additional crew,” says Viking Design Manager David Wilson. “We wanted to give our owners the ability to spend more time on board with family and friends – to go farther, stay longer and bring along more guests.”

### **ROLE PLAYER**

The V-55 will thrive in a variety of roles – offshore tournament contender, high-performance sport yacht, fish-and-cruise express or tender to a Viking or superyacht. Quadruple or quintet Mercury 7.6-liter V12 600-hp Verado outboards power the new Valhalla. “The boat was designed and engineered for these engines,” says Viking Vice President of Design and Engineering Lonni Rutt. “We developed a transom and structure to support the weight and horsepower. We prepared for – and are working with – the technology rather than adapting to it.”

The Valhalla 55 holds a total of 1,200 gallons of standard fuel – that's 200 to 300 gallons more than competing

**V-55**



PRELIMINARY

models. The boat is also engineered with an electrically operated fuel management system, providing increased reliability and utility by allowing each engine to draw from designated fuel tanks.

The Valhalla 55 rides on the patented Stepped-V Ventilated Tunnel (SVVT) from Michael Peters Yacht Design. “We’ve seen great performance with the other V Series models in all aspects – from excellent ride quality and efficiency to maneuverability and helm visibility,” David says of the double-stepped, deep-V running surface. “The V-55 is the largest center console on the market to utilize what we believe is the most advanced and effective stepped-hull design currently available.”

The new Valhalla is also the largest resin-infused center console of its kind. And like a Viking sportfisher, the hull is being manufactured with fiberglass and carbon fiber/E-glass hybrid fabrics for optimal strength and weight savings. The structural stringer grid, deck, liners and hardtop are also resin-infused. The stringer grid has been engineered for the installation of a gyro stabilizer and is accessible through a watertight cockpit sole hatch. “We incorporated the space and the structure for a Seakeeper 9,” says Lonni. “A smaller gyro would be sufficient, but we wanted to offer maximum comfort for our customers.”

The V Series has been recognized for its meticulous fit and finish, and the workmanship on the V-55 will be equally impressive. All hatches have deep drain channels and gaskets that fit into molded channels to keep them in place and functioning as designed. Doors and lids are gelcoat-finished on both sides using Light Resin Transfer Molding, and the Gemlux hardware is top-shelf.

## **BEAM MATTERS**

At 15 feet, 6 inches, the V-55 has more beam than any other center console from 50 to 60 feet. That width brings a host of advantages on deck and in the cabin. Dual 65-gallon live wells anchor an immense cockpit, comparable to a

convertible’s business end. Flip-down transom seats can be integrated into the cockpit corners.

Twin insulated fish boxes flank the centerline Seakeeper hatch and the lazarette – both finished with a white gelcoat for better visibility and maintenance. Fuel filters; bilge pumps and switches, live well and fish box pumps; live well manifolds; the Hooker Sea Chest System; the freshwater engine flush and other components are expertly installed, neatly labeled and readily accessible in the lazarette.

The new Valhalla is designed for up to nine forward-facing chairs (with armrests and flip-up bolsters) in two rows under the hardtop. The fiberglass seating modules sit on a raised teak-clad platform for increased visibility; the aft unit includes a four-person aft-facing mezzanine seat with refrigeration underneath and a grill (starboard) and sink (port). The center of the backrest folds down to reveal tackle storage with Plano boxes and a large drawer. Rod holders and cupholders line the top of the module. The second row has designated refrigerated drink boxes in the deck, as well as footrest and cupholder areas. Owners can choose a standard Costa Marine bench or four or five Release Marine teak chairs for the second row. The forward row holds four Release Marine chairs (with electric slides for adjustment), and a fold-down step for the captain (if necessary).

## **CLEAN LOOK**

In the Viking and Valhalla tradition, the helm layout is clean, straightforward and operator-friendly with excellent visibility in all directions. A ProCurve solid glass enclosure with custom fiberglass frame provides weather protection and a gin-clear view ahead. A recessed black acrylic dash is home to three large multi-function displays, with a row of Bocatech switches beneath; the boat comes standard with the Zipwake Dynamic Trim-Control System. The Edson steering wheel is mounted on a custom faux teak or solid teak helm pod, with the engine controls and joystick to starboard.

# V-55



PRELIMINARY

Wide sidedecks lead to the bow. A lounge (with armrests and cupholders) is integrated into the console and comfortably seats three guests. There's an additional seat on the forward end that can hold an available live well. A pair of forward seats with optional teak backrests are to port and starboard, allowing a clear path to the centerline step-up casting platform and access to the anchor locker, windlass and ground tackle. The optional bow table is perfect for lunch or drinks, and can be lowered to create one large sunpad.

The V-55 benefits from Viking's vertical integration in many ways, including the ability to outfit her with a custom Palm Beach Towers (a Viking company) gap tower or fold-down marlin tower with removable sunshade. The hardtop package comes with a slew of fishing and navigational features and equipment, including an integrated electric teaser reel box; a six-rod rocket launcher; and molded-in pods for spreader lights, overhead electronics and radar antenna. VBW offers factory-installed electronics packages from Garmin or Simrad; custom installations of navigation, communication and entertainment systems from the Viking subsidiary Atlantic Marine Electronics – another example of vertical integration at work – are also available to owners.

An array of color choices and options allows owners to personalize their V-55; popular options include faux teak for the transom and toe rail and custom outboard and antenna colors to match the hull. Color compatibility can be taken to an even higher level with custom outboard paint packages and gelcoat options for the deck liner, console, seating modules and deck boxes.

### **COMFORTS OF HOME**

A companionway leads to the air-conditioned cabin. Its location – on the console's starboard aft end – and its sliding door are similar to a Viking express yacht, providing easy access and the ability to run safely with the door open or closed.

The V-55's accommodations below expand the use of wood and amenities, bringing an enhanced level of yacht-like luxury akin to a Viking interior. A pair of 24-inch Bomar overhead hatches and two portlights on each side of the cabin usher in an abundance of natural light, heightening the appeal of the horizontal-grain walnut.

The cabin boasts 6 feet, 10 inches of headroom and is appointed with a feature-rich galley to starboard and an L-shaped lounge on the port side with a drop-down dinette table for conversion into a bunk. A standard 32-inch HD TV faces the dinette.

The forward area is dedicated to the private stateroom with its raised walk-around queen bed (with storage underneath) and 32-inch HD TV; port-side ensuite head with vanity and sink; and separate enclosed shower on the stateroom's starboard side. The layout also makes the head accessible from the cabin interior. Moving aft, there's a bunk area with a pair of single berths, each 6 feet, 3 inches long – perfect for a couple, kids or anglers.

With the V-46, VBW was the first to design and engineer a large designated dry space for mechanical and electrical components – a “machinery room.” Accessed through an aft bulkhead door in the bunk area, the V-55's machinery room contains the batteries and battery chargers, fire and ventilation systems, water heater, electrical distribution panel, generator with 50-gallon diesel tank, access to the electronics, fuel management systems and much more. A 15 kW genset was chosen as standard equipment to ensure ample power for air conditioning, refrigeration and Seakeeper operation.

“In every way, this boat goes above and beyond,” says Pat. “We're extremely excited and can't wait to show you our new Valhalla.”

Construction of hull No. 1 begins this summer, and the V-55 makes its world premiere at the 2022 Fort Lauderdale International Boat Show.

# V-55




PRELIMINARY





**V-55**



LOVE

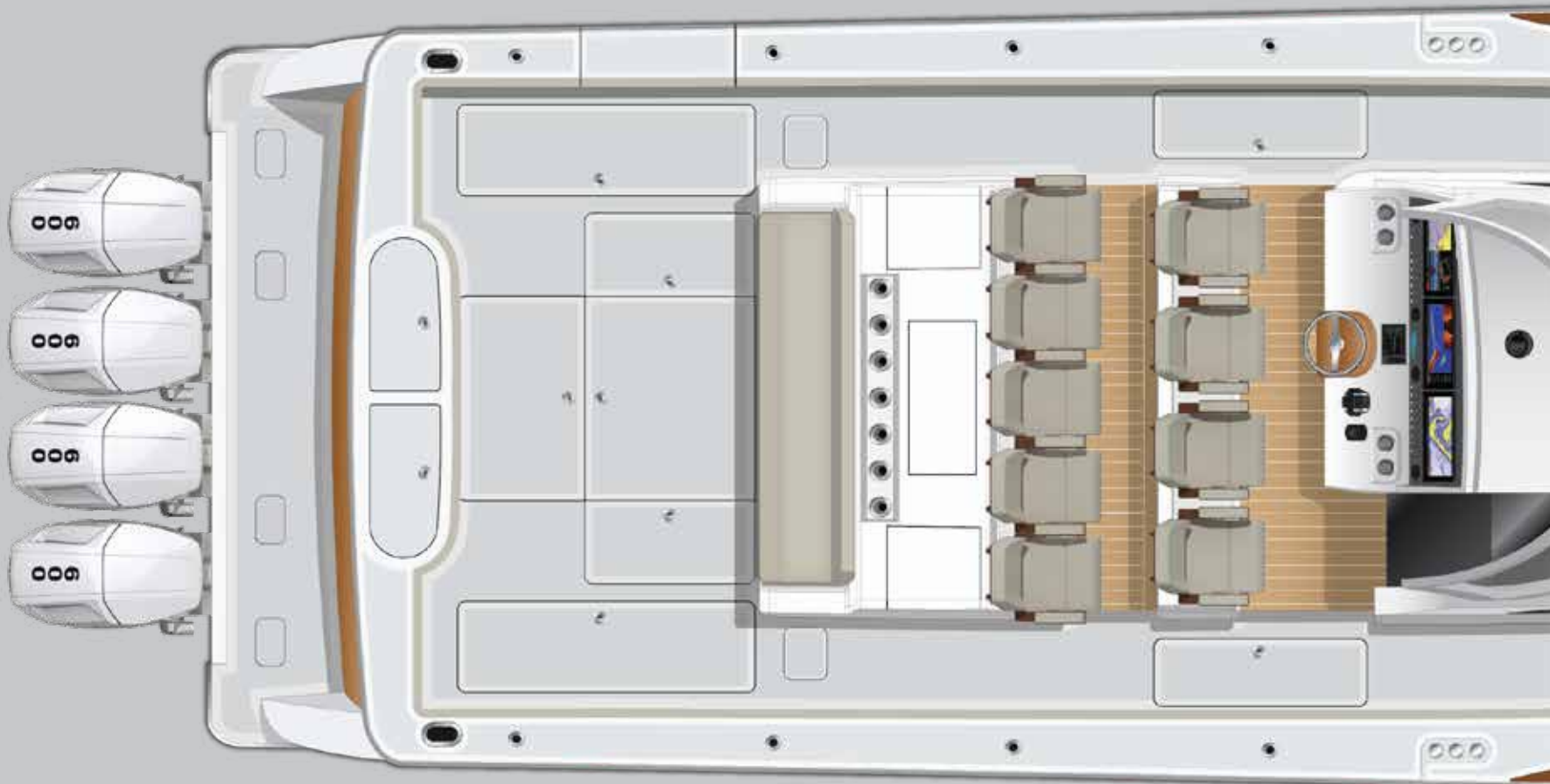


# LEADING THE CHARGE

## 15 FAST FACTS

1. Owned and operated by Viking Yachts, world's No. 1 semi-custom boat manufacturer, est. in 1964
2. Largest resin-infused center console of its kind
3. Largest center console with Michael Peters Yacht Design Stepped-V Ventilated Tunnel
4. Beam: 15' 6" (largest from 50-60 feet)
5. Fuel: 1,200 gallons (greatest capacity from 50-60 feet)
6. Electrically operated fuel management system
7. Generator: 15 kW (largest from 50-60 feet)
8. Gyro: Seakeeper 9 (largest from 50-60 feet)
9. Seating: up to nine helm chairs in two rows (most from 50-60 feet)
10. Accommodations: private stateroom with head and separate shower, horizontal-grain walnut interior
11. Machinery room: designated protected area for mechanical and electrical components
12. Power: four or five 600s (latest outboard technology)
13. Helm visibility and ergonomics
14. Fishability: Palm Beach Towers, Atlantic Marine Electronics, engineered for omni sonar
15. Construction: resin-infused hull, stringer grid, deck, hardtop and liners; industry-best fit & finish



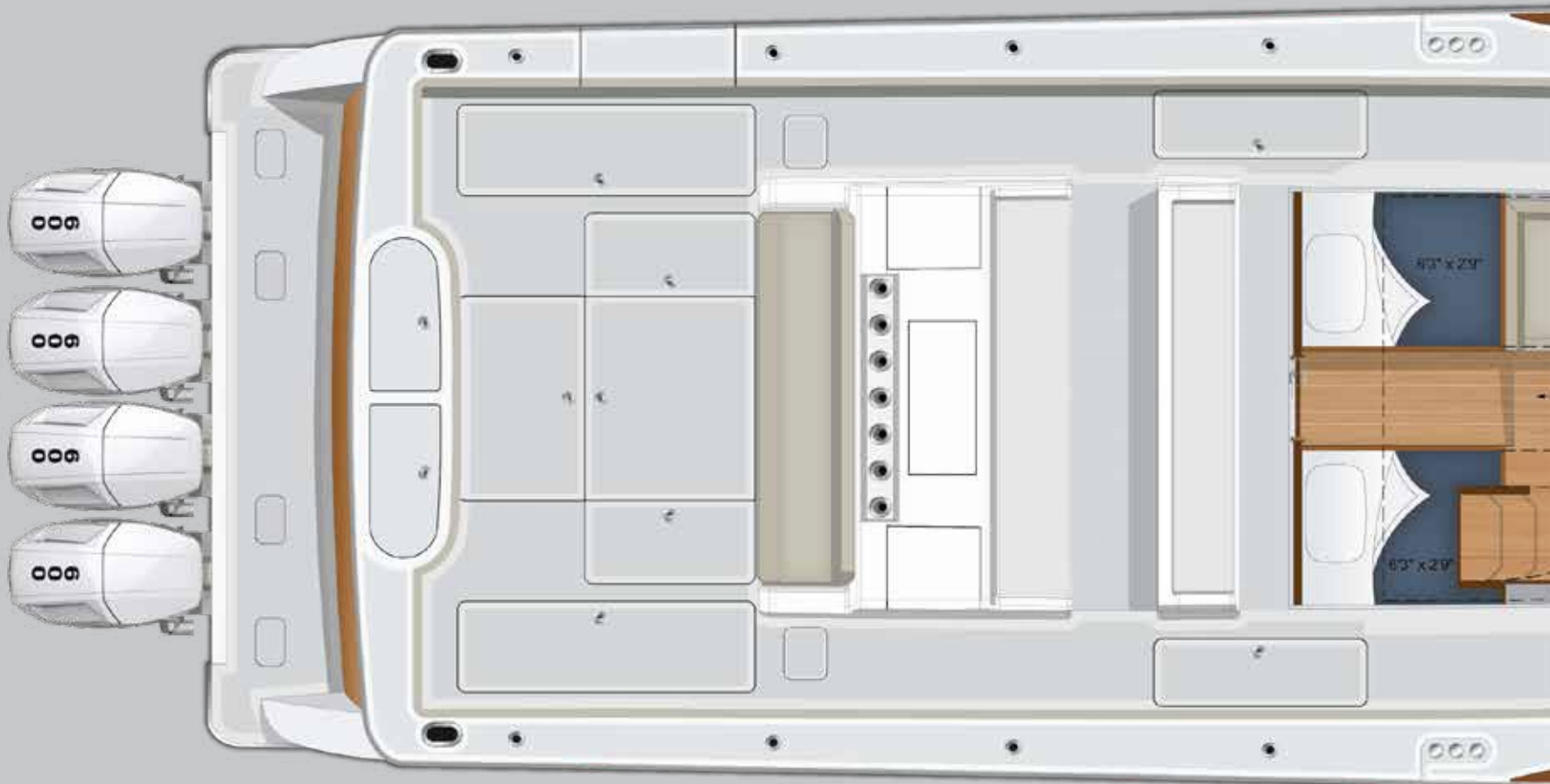


PRELIMINARY

# V-55



Deck Layout



PRELIMINARY

# V-55



Lower  
Accommodations





PRELIMINARY



**V-55**



PRELIMINARY



PRELIMINARY

# SPECIFICATION HIGHLIGHTS

# V-55

**Length, hull**

55' 7" (16.9 meters)

**Length, with engines down**

59' 6" (18.0 meters)

**Beam, overall (B.O.A.)**

15' 6" (4.7 meters)

**Height**

**waterline to open array radar,  
half load**

12' 0" (3.7 meters)

**Draft**

**engines up, full load**

37" (0.9 meters)

**engines down, full load**

48" (1.2 meters)

**Weight**

**dry weight**

38,904 pounds (17,647 kilograms)

**half load**

44,539 pounds (20,202 kilograms)

**full load**

49,873 pounds (27,158 kilograms)

(1) Weight with Quad 600 engines

(2) Half Load, 50% liquids

Full Load, 100% liquids

no passengers or gear

hardtop, no tower

**Deadrise (at transom)**

22.5°

**Fuel capacity**

1,200 gallons (4,543 liters)

**Diesel fuel capacity for generator**

50 gallons (189 liters)

**Water capacity**

125 gallons (473 liters)

**Holding tank capacity**

31 gallons (117 liters)

**Max engine HP**

3,000 hp

**Live well (transom)**

(2) 65 gallons each (246 liters)

“ There will be nothing like it. We’re setting a new standard by bringing together the qualities of a large center console and a luxury sportfishing yacht. ”

– Patrick Healey  
*President and CEO*

For the most up to date  
information on the new  
V-55, scan this QR Code.



## Construction

- Awlgrip underside of deck coaming for improved finish
- Blister resistant modified vinylester resin in entire boat
- Forward anchor locker with built in anchor tube and shelf, painted Awlgrip finish
- Fresh water tank, polyethylene
- Fuel tanks (5), for main engines, 3/16" 5052 H32 aluminum coal tar epoxy finish
- Fuel tank (1), for diesel generator, 3/16" 5052 H32 aluminum snow white finish
- Molded fiberglass aft lazarette liner
- High performance isophthalic gelcoat NPG superior gloss flexibility and outstanding weathering characteristics
- Holding tank, polyethylene
- Hull infused Hybrid E-Glass/carbon fiber fabrics with closed cell PVC foam core to optimize strength, stiffness and minimize weight

- Hull gelcoat Snow White
- Lower guard rail to match hull color, painted with stainless steel insert
- Molded fiberglass cockpit deck with integrated gutter system
- Nonskid for traction and durability
- Patented Michael Peters Stepped V Ventilated Tunnel running surface designed to reduce drag while increasing speed, stability and efficiency
- Rub rail, painted white with stainless steel insert
- Stainless steel side through hulls
- Stringers, infused fiberglass with integrated wire chases
- 316 stainless steel hardware throughout

## Mechanical

- Aft bilge pumps (2), connected to float switches for automatic operation and manual operation through on-dash Bocatech switches
- Air conditioning, helm and seating
- Auto sump box located in console mechanical space
- D/C pressurized freshwater system with

- freshwater fill on console
- Deck pump-out fitting for holding tank
- Diesel Generator 15kW
- Dual Hooker Sea Chest with high and low speed pickups to supply live wells and other seawater pumps
- Electrically operated fuel management system controlled from helm
- Electric power assist steering
- Electric toilet with overboard and holding tank discharge
- High water alarm
- Horns, bulkhead style, mounted forward
- Macerator pump for holding tank overhead discharge
- Mid-bilge pump with float switches for automatic operation and manual operation through on-dash Bocatech switches
- PEX, freshwater system plumbing
- Single Hooker 4500 variable speed pump with control at helm
- Water heater quick recovery, electric (11 gal)
- Zip-Wake trim control system

## Electrical

- Anchor light/navigation lights
- Battery chargers, (2) 60 amp
- Batteries, Odyssey Group 31. One (1) per engine and (2) additional house batteries
- Battery distribution panel with activated battery switches and voltage sensitive parallels
- Battery voltage monitor
- Bocatech 12V switching with backlit switch labeling
- Color-coded, labeled and numbered wiring system
- LED interior console lighting and spectrum under gunwale and overhead lights with POCO lighting control
- Shore cord, 50 amp, 50'

## Console

- Black acrylic helm panel for flush mount electronics installation
- Compass, flush mounted at helm, lighted
- Fiberglass helm pod
- Forward lounge seating integrated into console with (2) Gemlux cup/rod holders
- Flush mounted cup



- holders on helm (4)
- USB charging outlets and 12V plug inside cabin and at helm
- Edson stainless steering wheel with power knob
- Locking entry door to lower accommodations located at helm
- Recessed fiberglass footrest with storage
- Upholstered bench seat with tackle storage and (8) Gemlux rod holders with (7) cup holders installed on bench seat backrest

## **Console/Interior**

- 110/12V USB outlets
- Air conditioning, direct expansion, single zone
- Dimmers, LED interior lighting
- Dinette seating with drop-down pedestal to convert into queen size bed
- Electric 2 burner recessed stove
- Entrance door thru aft bunk area to mechanical room location for access to water heater, generator 15kW
- Flooring, synthetic teak
- Galley countertop, polished Corian, white

- with stainless steel sink
- Gelcoat, snow white
- Head compartment enclosed with molded-in vanity with freshwater sink and faucet, toilet, exhaust fan
- Microwave located in upper galley cabinet
- Molded access stairs with teak treads for helm area
- Overhead Bomar escape hatch (2), opening 24" with sky screen
- Port lights, port and starboard sides of consoles, upper/lower, nonopening
- ProCurve solid curved glass enclosure for helm
- Refrigerator/freezer
- TV, 32" flat screen, master stateroom
- TV, 32" flat screen, salon
- Walnut, natural wood, high-gloss

## **Seating Modules, Dual Row**

- Access doors/hatches to storage areas
- Access to drink box, sink and storage behind second row, forward facing upholstered bench seat
- Aft-facing mezzanine

- seating with cushions and molded-in armrests
- Tackle storage with Plano boxes
- Release Marine teak helm chairs 19", (4) w/8 armrests, electric slides and flip-up bolsters

## **Cockpit**

- Aft fishboxes port, starboard plumbed to Whale Gulper pumps. Forward fishbox plumbed to Whale Gulper pumps
- Bow rail, polished aluminum, recessed and low profile
- Dual transom 65 gallon live wells pressurized with fiberglass lids
- Durable white outdoor upholstery for console lounge, bench seating, coaming bolsters and cockpit cooler seating
- Forward bench seating, molded-in with (2) backrests
- Fiberglass under gunwale forward side lockers
- Freshwater wash down spigot located in anchor locker
- Fresh and salt water wash down connection located under gunwale
- Heavy duty gasketing for all hatches with installation detail molded in for tight seal
- Port and starboard bench seating, molded-in with (2) backrests
- Port dive door with recessed bracket for dive ladder
- Powder-coated aluminum coiled hose holder mounted under gunnel
- Refrigerate mezzanine bench seat boxes
- Rod holders, cockpit coaming, (6) stainless Gemlux
- Self-bailing cockpit with large cockpit scuppers
- Stainless 10" pop-up spring and forward cleats. Stainless hawse pipe and fixed cleat aft in cockpit.
- Stainless steel gas pistons on deck hatches
- Side storage lockers port and starboard

## **Delivery**

- Stainless steel dive ladder
- Transom mounted Garelick retractable

# OPTIONAL EQUIPMENT

## ENGINE OPTIONS

- ☐ Quad Mercury V12 600 cold fusion white  
w/Mercury Joystick .....2,495,000
- ☐ Quint Mercury V12 600 cold fusion white .....POR

## CUSTOM TOP OPTIONS

- ☐ Fiberglass hardtop w/polished aluminum supports  
aft/fwd facing molded-in Lumitec mirage spreader lights,  
(4) Lumitec Razor light bars, (6) rod rocket launcher,  
molded-in overhead electronics pod, molded-in radar  
pod & overhead lights (6) (white/black) ..... 53,870
- ☐ Palm Beach Towers fabricated gap tower .....POR
- ☐ Outrigger bases, Gemlux .....4,385
- ☐ Outrigger poles, Gemlux,  
carbon fiber, 22' (telescoping) ..... 3,630
- ☐ Outrigger poles, Gemlux,  
carbon fiber, 27' (telescoping) ..... 4,515
- ☐ Outrigger poles, Gemlux, internally rigged,  
carbon fiber, 22' (fixed) .....4,975
- ☐ Outrigger poles, Gemlux, internally rigged,  
carbon fiber, 27' (fixed) ..... 6,905
- ☐ Underside hardtop to match hull color ..... 4,815
- ☐ Powder coating package (white/black/grey) ..... 9,720
- ☐ Electric teaser reel box with mounting bracket,  
recessed opening and removable door in hardtop .....2,625
- ☐ Miya Epoch US-6, 12V electric teaser reels ..... 3,620
- ☐ Pancake style teaser reels, w/molded-in  
recess into hardtop .....2,825

## FISHING ACCESSORIES

- ☐ Additional live well pump, Hooker electric 4500  
w/ variable speed controller at helm (each) .....1,735
- ☐ Additional in-deck live well (N/A with Seakeeper) .... 2,260

- ☐ Above deck pressurized live well forward inside  
fwd section of lounge seating w/clear lid ..... 2,260
- ☐ On deck live well inlet and discharge fittings (each) ...1,420
- ☐ Electric reel outlet, 12V (each) .....685
- ☐ Rod holders, swivel Gemlux (each) ..... 255 NET
- ☐ Rod holders, additional Gemlux (each)  
(specify console, lounge, coaming) .....210 NET
- ☐ Rod holders, mounted under gunwale .....315
- ☐ Cup/rod holders (each) ..... 265 NET
- ☐ Clear transom live well lids (2) ..... 1,135
- ☐ Single transom live well (120 gal)  
with dual fiberglass lids .....POR
- ☐ Window and light for dual transom live wells .....10,585 NET
- ☐ Window and light for single transom live well .... 5,295 NET

## GELCOAT AND PAINT

- ☐ Boot stripe, paint .....POR
- ☐ Bottom paint .....8,950 NET
- ☐ Hull color, gelcoat, light color (KG, SB, BB) .....POR
- ☐ Hull color, gelcoat, two-tone at Chine, light color .....POR
- ☐ Hull color, gelcoat, dark color (HG, NG, FB, SS, SG) .....POR
- ☐ Hull color, gelcoat, two-tone at Chine, dark color .....POR
- ☐ Hull color, paint .....POR
- ☐ Live well color Aristo Blue ..... 630
- ☐ Topside gelcoat, all topsides including console,  
liner and deck boxes (specify color) ..... 5,835 NET
- ☐ Custom outboard paint package .....POR

## CONSOLE

- ☐ Edson steering wheel with power knob,  
carbon fiber .....1,065 NET

PRELIMINARY

- ☐ Edson steering wheel with power knob, black finish .....475
- ☐ Edson steering wheel with power knob, satin finish .....475

## SEATING

- ☐ Integrated GG Schmitt transom seats .....POR
- ☐ Release Marine armrests for standard bench seat .....4,085 NET
- ☐ Release Marine second row seating 19", (4) w/8 armrests, and flip up bolsters .....28,760 NET
- ☐ Release Marine second row seating 19", (5) w/6 armrests and flip-up bolsters .....33,700 NET
- ☐ Upgraded Release Marine jump seat backrests (2) ..... 5,395 NET

## UPHOLSTERY

- ☐ Costa Marine cover package to include console, fwd benchseats, lounge, helm seating ..... 5,955 NET
- ☐ Costa Marine, engine covers ..... 1,960 NET
- ☐ Costa Marine sunshade .....POR
- ☐ Costa Marine, wing panels .....POR
- ☐ Diamond/Bentley stitching .....5,040
- ☐ Upgraded upholstery for seating and coaming with optional colors .....3,745

## ENHANCEMENTS AND CONVENIENCE

- ☐ Anchor chute w/SS plow anchor plus windlass ..... 13,725
- ☐ Additional pop-up cleats in lieu of standard fixed cleats and hawse pipes .....315
- ☐ Additional cup holders (each) ..... 105
- ☐ Bow table, hi-low .....POR
- ☐ Bow thruster ..... 12,195
- ☐ Bow towing eye ..... 3,805 NET
- ☐ Electric grill in second row seat module .....POR

- ☐ Engine flush system, Reverso automatic .....POR
- ☐ Eskimo ice machine .....19,375 NET
- ☐ Extra battery, additional Odyssey Group 31 (each) ..... 650
- ☐ Seakeeper, SK 9 .....97,500 NET
- ☐ Release Marine teak helm pod ..... 3,035 NET
- ☐ Faux teak helm pod ..... 2,520 NET
- ☐ Faux teak toe rail .....12,435 NET
- ☐ Faux teak transom .....9,200 NET
- ☐ Deck box LED lighting to include all deck and coaming boxes ..... 1,995
- ☐ Refrigerate fish boxes (each) .....POR
- ☐ Underwater lights (4) ..... 3,990
- ☐ Teak deck, for raised helm platform area .....POR
- ☐ Water delivery kit w/out anchor ..... 1,420 NET
- ☐ Water delivery kit .....2,390 NET  
\*USCG Compliance items including fire extinguishers, flare kit, life jackets with stowage bag, and ring buoy. Fortress anchor with a custom rode, stainless steel chain, 200' rope, and (1) 25' coiled washdown hose. Also includes Shurhold boat maintenance kit, first aid kit, 5 gallon bucket, fenders with lines, and 6 dock lines
- ☐ Watermaker, 170 GPD ..... 11,920 NET

## ELECTRONIC PACKAGES

- ☐ Garmin package, factory installed .....56,780 NET
- ☐ Simrad package, factory installed .....53,650 NET
- ☐ Entertainment package ..... 15,500 NET
- ☐ Entertainment package, custom .....POR
- ☐ AME to install Nautic Alert V Tracker Satellite tracking system (req. for all Florida boats) .....POR
- ☐ Install dam and provide glasswork for AME supplied Sonar .....POR

The right is reserved to make changes, without notice, at anytime, in equipment, materials, prices and specifications. Accommodation drawings may show optional equipment. Performance may vary depending upon conditions.

PRELIMINARY



Please contact Valhalla Boatworks for more information about any of these models.

**Phone: 609.296.6000 • Fax: 609.296.3956**  
**valhallaboatworks.com**

**ONE YEAR LIMITED WARRANTY**

Valhalla Boatworks provides a 12 month limited warranty to the original purchaser. Certain restrictions apply. Ask your dealer for a copy.

The right is reserved to make changes, without notice, at any time, in equipment, materials, prices and specifications. Accommodation drawings and photos may show optional equipment. Performance may vary depending upon conditions.